



GOVERNMENT ZIRTIRI RESIDENTIAL SCIENCE COLLEGE

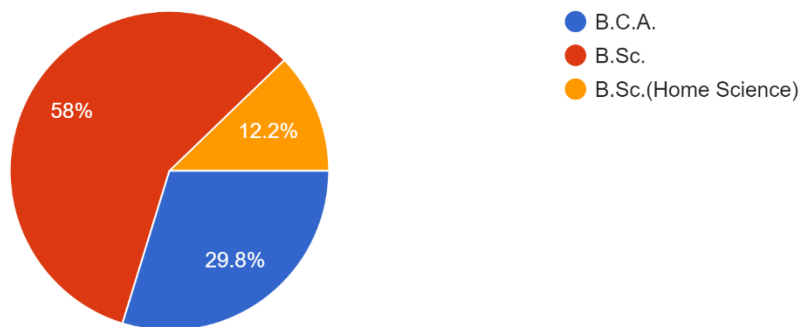
REPORT ON
STUDENTS' SATISFACTORY SURVEY 2022 – 2023

Conducted by
INTERNAL QUALITY ASSURANCE CELL

RESPONDENTS

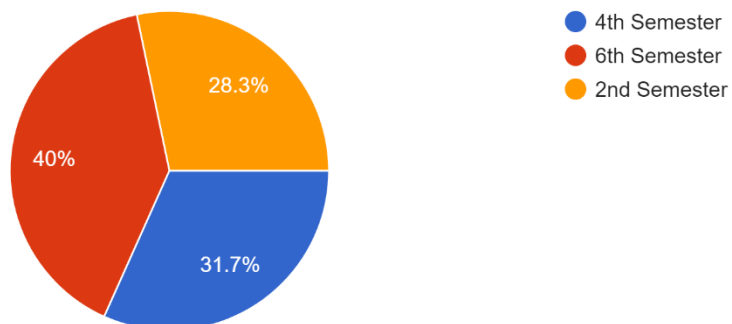
STREAM?

205 responses



SEMESTER?

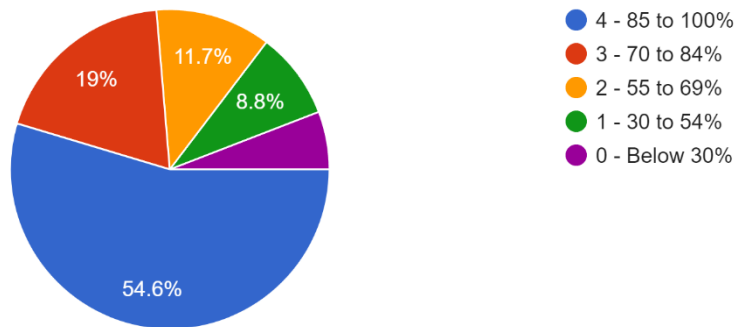
205 responses



TEACHING-LEARNING EVALUATION

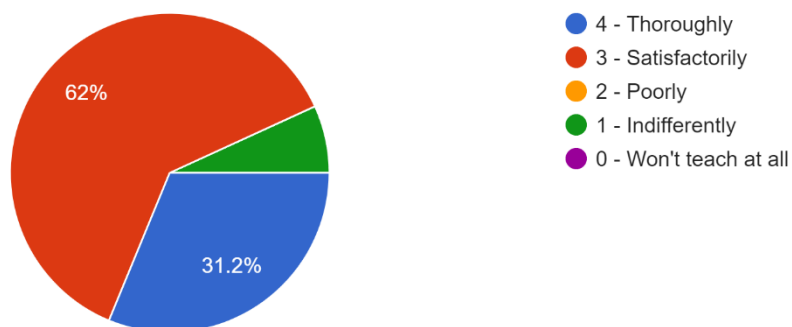
How much of the syllabus was covered in the class?

205 responses



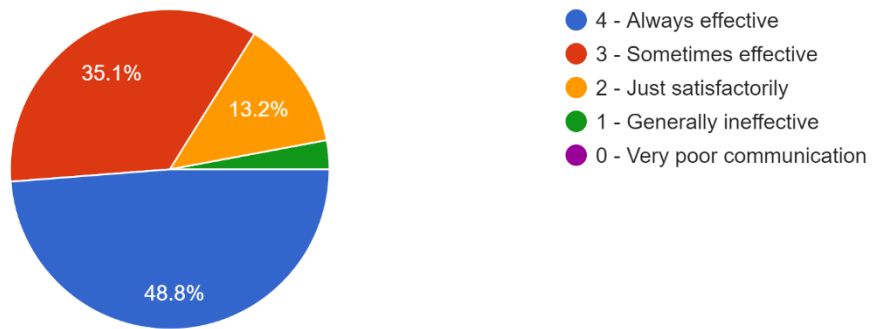
How well did the teachers prepared for the classes?

205 responses



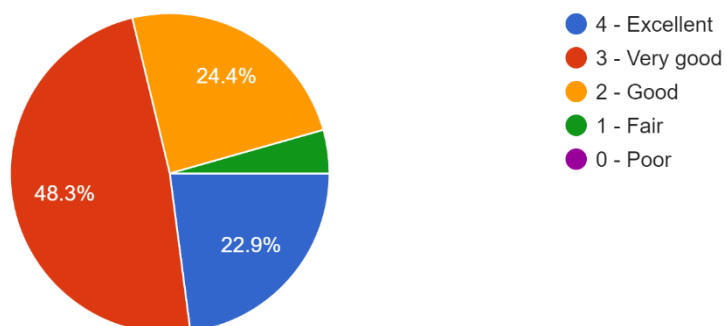
How well were the teachers able to communicate?

205 responses



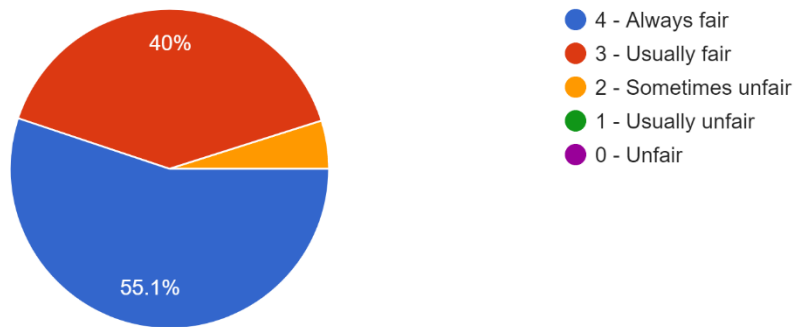
The teacher's approach to teaching can best be described as

205 responses



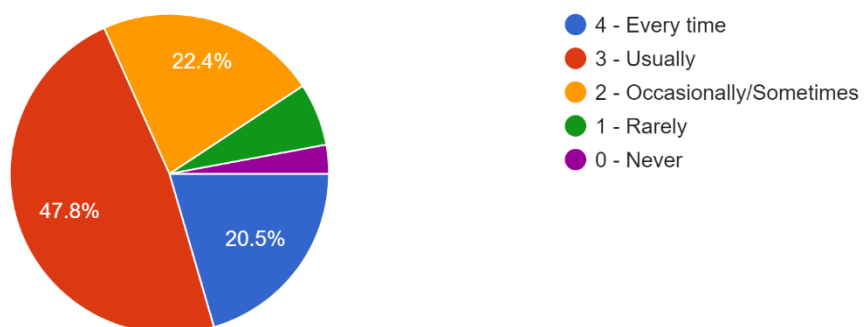
Fairness of the internal evaluation process by the teachers.

205 responses



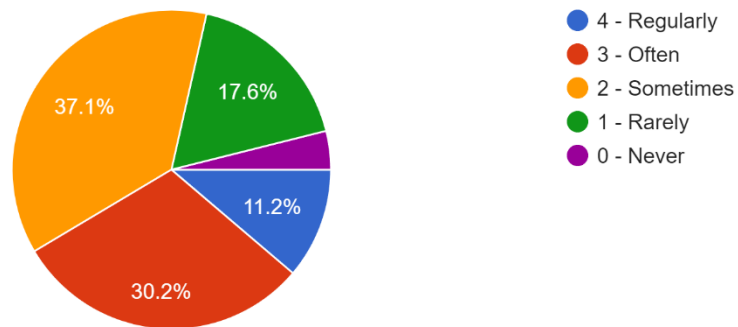
Was your performance in assignments discussed with you?

205 responses



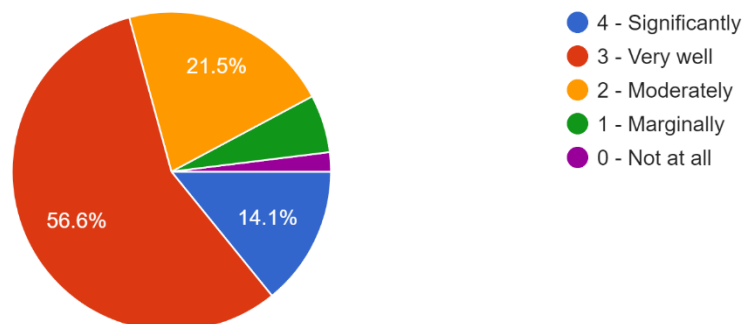
The institute takes active interest in promoting internship, student exchange, field visit opportunities for students.

205 responses



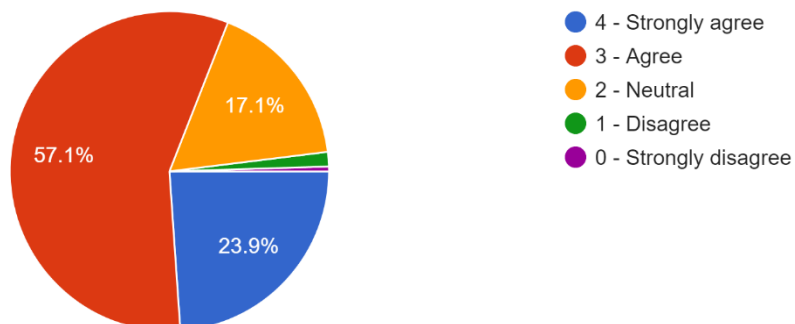
The teaching and mentoring process in your institution facilitates you in cognitive, social and emotional growth.

205 responses



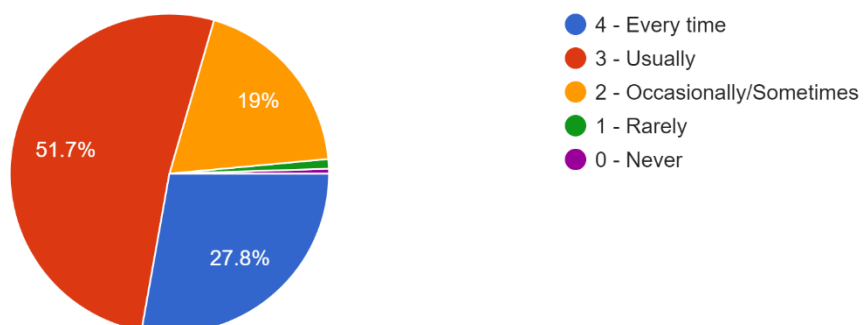
The institution provides multiple opportunities to learn and grow.

205 responses



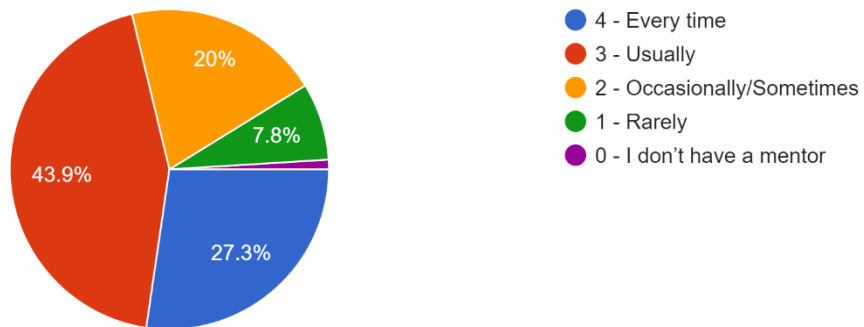
Teachers inform you about your expected competencies, course outcomes and programme outcomes.

205 responses



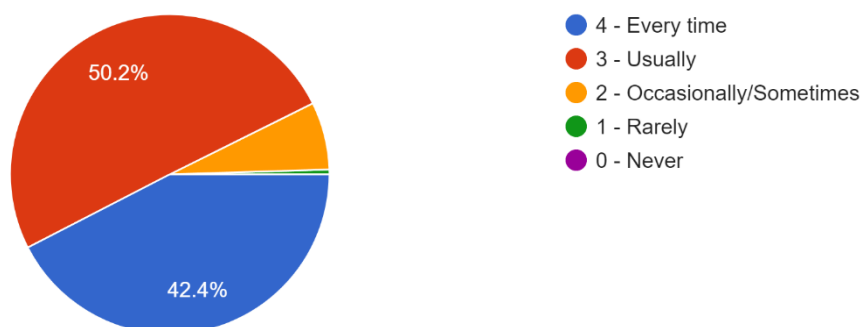
Your mentor does a necessary follow-up with an assigned task to you.

205 responses



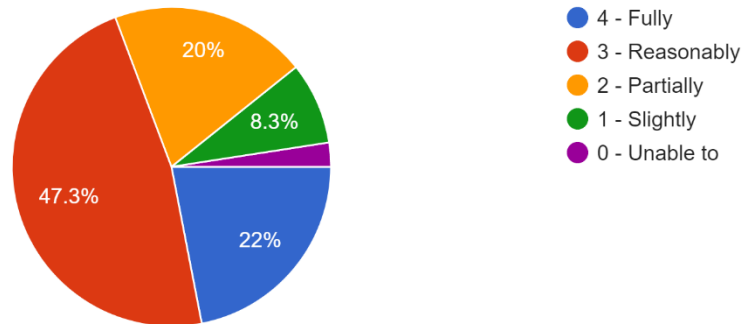
The teachers illustrate the concepts through examples and applications.

205 responses



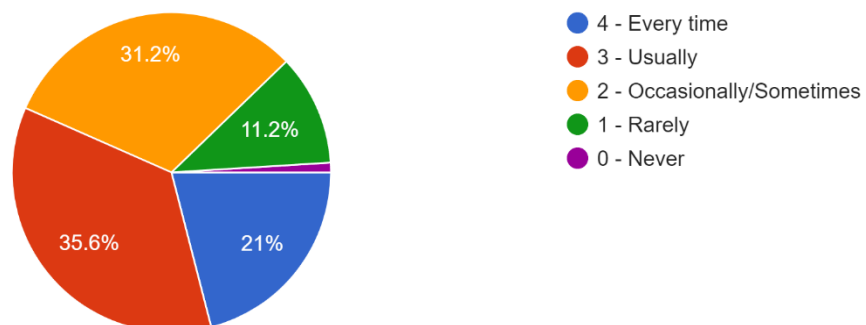
The teachers identify your strengths and encourage you with providing right level of challenges.

205 responses



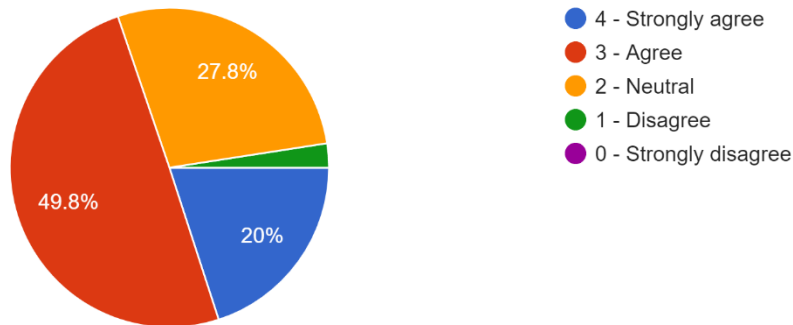
Teachers are able to identify your weaknesses and help you to overcome them.

205 responses



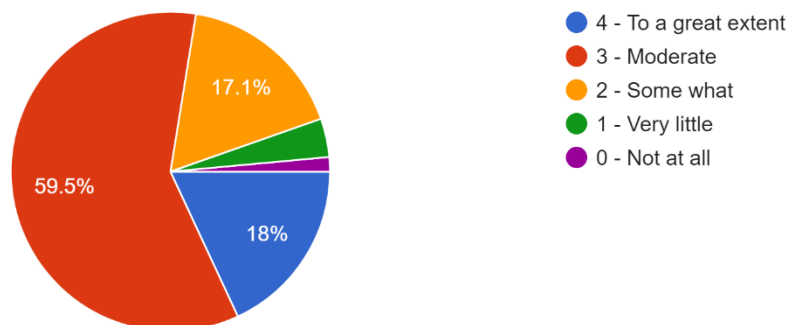
The institution makes effort to engage students in the monitoring, review and continuous quality improvement of the teaching learning process.

205 responses



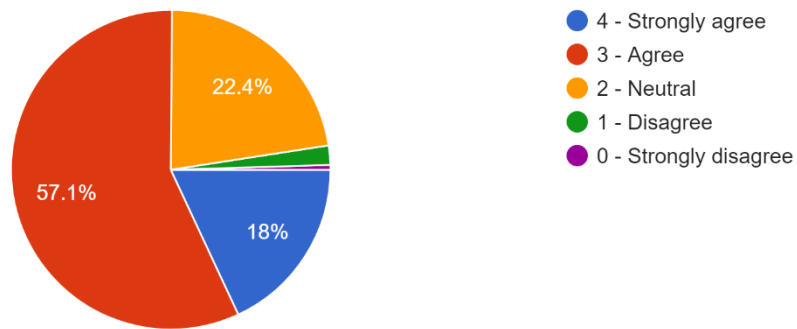
The institute/ teachers use student centric methods, such as experiential learning, participative learning and problem solving methodologies for enhancing learning experiences.

205 responses



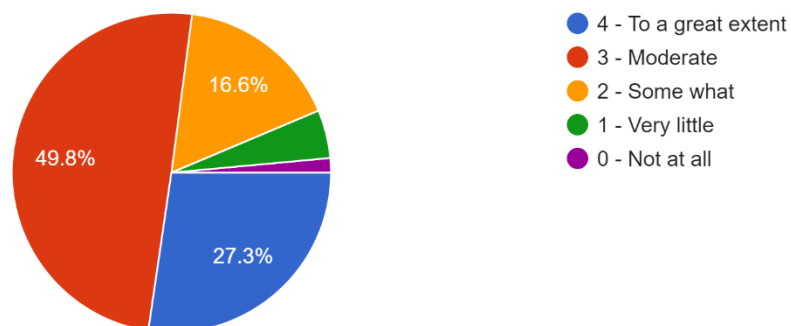
Teachers encourage you to participate in extracurricular activities.

205 responses



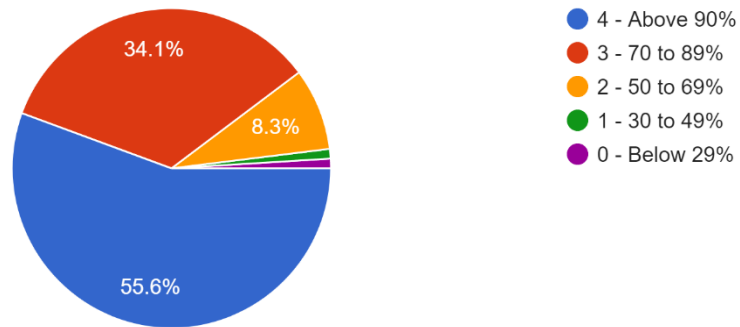
Efforts are made by the institute/ teachers to inculcate soft skills, life skills and employability skills to make you ready for the world of work.

205 responses



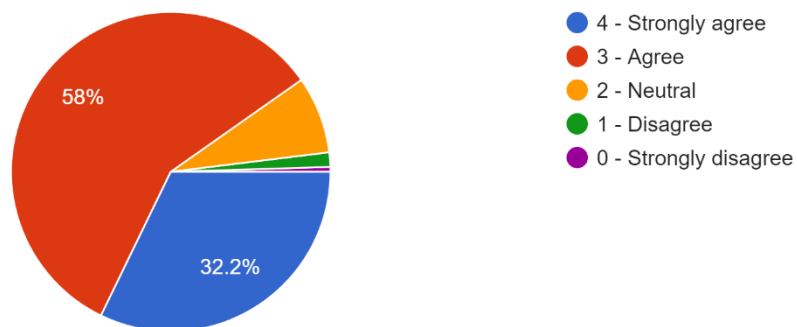
What percentage of teachers use ICT tools such as LCD projector, Multimedia, etc. while teaching.

205 responses



The overall quality of teaching-learning process in your institute is very good.

205 responses



STUDENTS' SUGGESTIONS

1. More interaction in class
2. Mentor must know his/her mentees well because they can be introvert, shy person.
3. Teacher must give more examples in their teaching.
4. I hope my institutions give more information about career options for the students based on their major or core subject so that we the students could have a better knowledge for career options.
5. Some teachers are very late for their classes, i hope teachers can turn up in the right time.
6. Our teachers' teachings are very good but we do not use monitor like our seniors and juniors so as a mathematics student i hope a little consideration should be given to our semester also because mathematics would be easier to solve using the big monitors.
7. If assignment given to the students can be more discussed with the students after checking, that would be very effective.
8. More hand on teaching.
9. Install a good microphone and a loudspeaker for every classes so that the teacher's voice can be heard clearly by all students.
10. The overall experience is very good so I don't have such suggestions. The only suggestion is that the faculties (teaching and non-teaching staff) keep up the good work and maintain this level of consistency and dedication towards teaching, guiding as well as building up the students.
11. Professor must inform the topics he/she will give to class (this makes the student to study by themselves before the class and it is very effective to understand after getting a little knowledge about the topics.
12. More national newspaper should be in library.
13. Establish a robust feedback system for both students and teachers.
14. Encourage educators to incorporate interactive activities, group discussions, and hands-on learning to enhance student engagement and understanding.
15. Integrate educational technology to create a dynamic learning environment. This can include online resources, interactive platforms, and multimedia tools to cater to diverse learning styles.
16. Prioritize a positive and inclusive atmosphere where students feel comfortable expressing their thoughts. Encourage open communication, constructive feedback, and a collaborative mindset among both educators and students.
17. Teachers should interact with weak students at a personal level so that they can help them or understands their problem.
18. More free periods between classes.
19. The teaching faculties should engage more with the students beyond class teachings
20. Not making BCA 6th sem students stay in class from 11:10AM to 2:00PM every friday for Personality Development Program, as it wastes a lot of time that can otherwise be spent on our project work

ANALYSIS OF STUDENTS' SATISFACTORY SURVEY 2022 – 2023

(using IBM SPSS Statistics 25)

1. Ratings are expressed as per the following scale of satisfaction:
5 - Extremely Satisfied; 4 – Satisfied; 3 – Neutral; 2 – Dissatisfied; 1 - Extremely Dissatisfied
2. Total Number of respondents – 205

| Criteria | 5 | | 4 | | 3 | | 2 | | 1 | | Mean |
|----------|-------------------|----------------|-------------------|----------------|-------------------|----------------|-------------------|----------------|-------------------|----------------|---------------|
| | No. of respondent | Percentage (%) | No. of respondent | Percentage (%) | No. of respondent | Percentage (%) | No. of respondent | Percentage (%) | No. of respondent | Percentage (%) | |
| A | 112 | 54.4 | 39 | 19.7 | 24 | 11.7 | 18 | 8.8 | 12 | 5.9 | 4.08 |
| B | 64 | 31.2 | 127 | 62 | 0 | 0 | 14 | 6.8 | 0 | 0 | 4.18 |
| C | 100 | 48.8 | 72 | 35.1 | 27 | 13.2 | 6 | 2.9 | 0 | 0 | 4.30 |
| D | 47 | 22.9 | 99 | 48.3 | 50 | 24.4 | 9 | 4.4 | 0 | 0 | 3.90 |
| E | 113 | 55.1 | 82 | 40 | 10 | 4.9 | 0 | 0 | 0 | 0 | 4.50 |
| F | 42 | 20.5 | 98 | 47.8 | 46 | 22.4 | 13 | 6.3 | 6 | 2.9 | 3.77 |
| G | 23 | 11.2 | 62 | 30.2 | 76 | 37.1 | 36 | 17.6 | 8 | 3.9 | 3.27 |
| H | 29 | 14.1 | 116 | 56.6 | 44 | 21.5 | 12 | 5.9 | 4 | 2.0 | 3.75 |
| I | 49 | 23.9 | 117 | 57.1 | 35 | 17.1 | 3 | 1.5 | 1 | 0.5 | 4.02 |
| J | 57 | 27.8 | 106 | 51.7 | 39 | 19 | 2 | 1 | 1 | 0.5 | 4.05 |
| K | 56 | 27.3 | 90 | 43.9 | 41 | 20 | 16 | 7.8 | 2 | 1 | 3.89 |
| L | 87 | 42.4 | 103 | 50.2 | 14 | 6.8 | 1 | 0.5 | 0 | 0 | 4.35 |
| M | 45 | 22 | 97 | 47.3 | 41 | 20 | 17 | 8.3 | 5 | 2.4 | 3.78 |
| N | 43 | 21 | 73 | 35.6 | 64 | 31.2 | 23 | 11.2 | 2 | 1 | 3.64 |
| O | 41 | 20 | 102 | 49.8 | 57 | 27.8 | 5 | 2.4 | 0 | 0 | 3.87 |
| P | 37 | 18 | 122 | 59.5 | 35 | 17.1 | 8 | 3.9 | 3 | 1.5 | 3.89 |
| Q | 37 | 18 | 117 | 57.1 | 46 | 22.4 | 4 | 2 | 1 | 0.5 | 3.90 |
| R | 56 | 27.3 | 102 | 49.8 | 34 | 16.6 | 10 | 4.9 | 3 | 1.5 | 3.97 |
| S | 114 | 55.6 | 70 | 34.1 | 17 | 8.3 | 2 | 1 | 2 | 1 | 4.42 |
| T | 66 | 32.2 | 119 | 58 | 16 | 7.8 | 3 | 1.5 | 1 | 0.5 | 4.20 |
| TOTAL | 1218 | 593.7 | 1913 | 933.8 | 716 | 349.3 | 202 | 98.7 | 51 | 25.1 | 79.73 |
| AVERAGE | 60.9 | 29.685 | 95.65 | 46.69 | 35.8 | 17.465 | 10.1 | 4.935 | 2.55 | 1.255 | 3.9865 |

Thus, the overall mean of **3.98** within the scale of satisfactory (1 – 5) indicates the satisfactory level of the respondents on the various criteria laid down.

Table for Criterion Indicator

| | |
|---|---|
| A | How much of the syllabus was covered in the class? |
| B | How well did the teachers prepare for the classes? |
| C | How well were the teachers able to communicate? |
| D | The teacher's approach to teaching can best be described as |
| E | Fairness of the internal evaluation process by the teachers |
| F | Was your performance in assignments discussed with you? |
| G | The institute takes active interest in promoting internship, student exchange, field visit opportunities for students |
| H | The function of the mentoring system in your institute can be termed as |
| I | The institution provides multiple opportunities to learn and grow |
| J | Teachers inform you about your expected competencies, course outcomes and programme outcomes |
| K | Your mentor does a necessary follow-up with an assigned task to you |
| L | The teachers illustrate the concepts through examples and applications |
| M | The teachers identify your strengths and encourage you with providing right level of challenges |
| N | Teachers are able to identify your weaknesses and help you to overcome them |
| O | The institution makes effort to engage students in the monitoring, review and continuous quality improvement of the teaching learning process |
| P | The institute/ teachers use student centric methods, such as experiential learning, participative learning and problem-solving methodologies for enhancing learning experiences |
| Q | Teachers encourage you to participate in extracurricular activities |
| R | Efforts are made by the institute/ teachers to inculcate soft skills, life skills and employability skills to make you ready for the world of work |
| S | What percentage of teachers use ICT tools such as LCD projector, Multimedia, etc. while teaching? |
| T | The overall quality of teaching-learning process in your institute is very good |