



**GOVERNMENT ZIRTIRI RESIDENTIAL SCIENCE COLLEGE**

REPORT ON  
**STUDENTS' SATISFACTORY SURVEY 2021 – 2022**

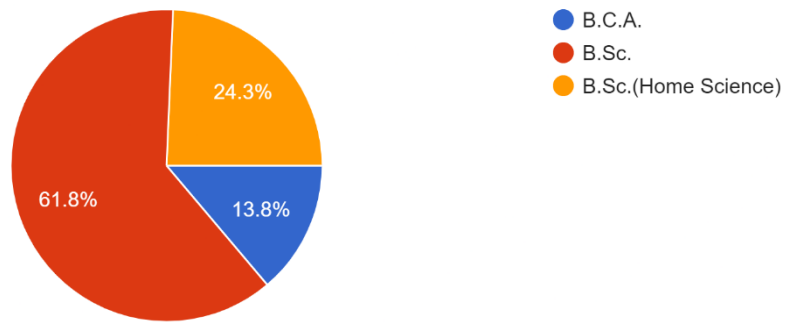
Conducted by  
**INTERNAL QUALITY ASSURANCE CELL**

## RESPONDENTS

### PROGRAM

STREAM?

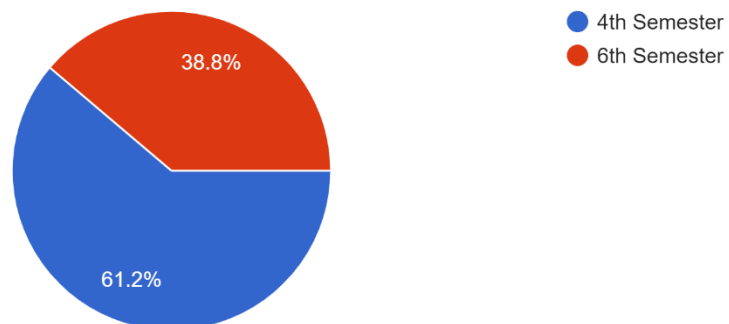
152 responses



### SEMESTER

SEMESTER?

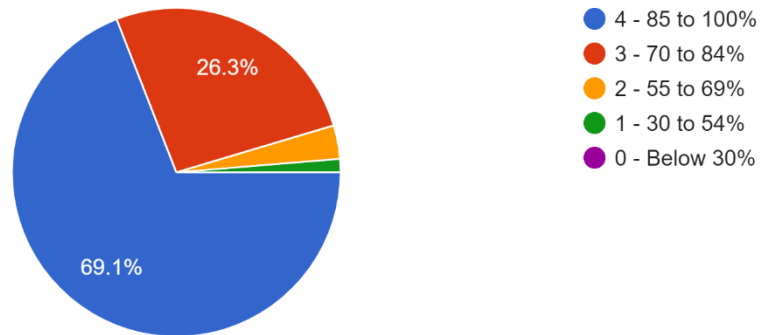
152 responses



## TEACHING-LEARNING EVALUATION

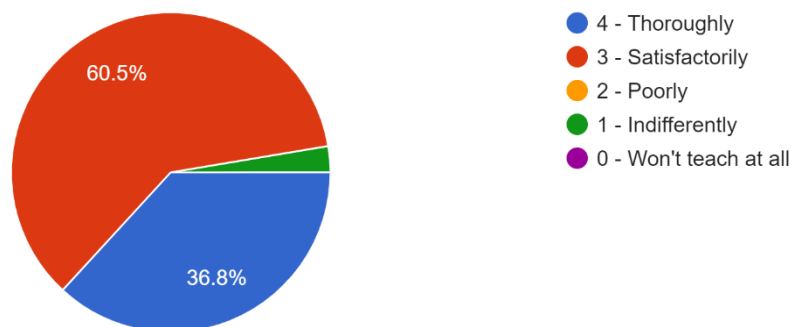
How much of the syllabus was covered in the class?

152 responses



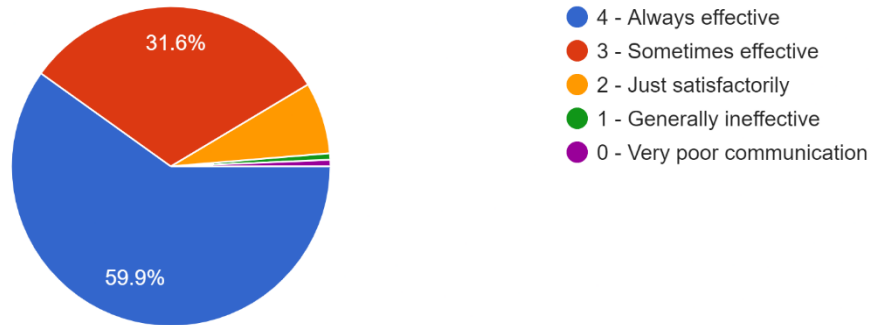
How well did the teachers prepared for the classes?

152 responses



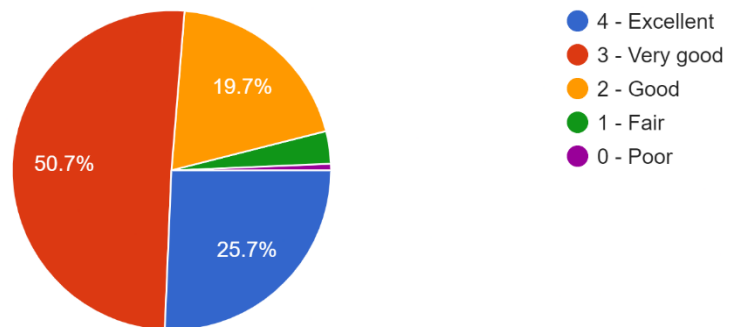
### How well were the teachers able to communicate?

152 responses



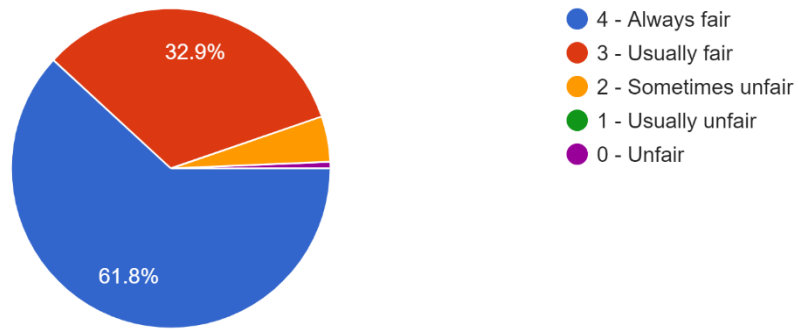
### The teacher's approach to teaching can best be described as

152 responses



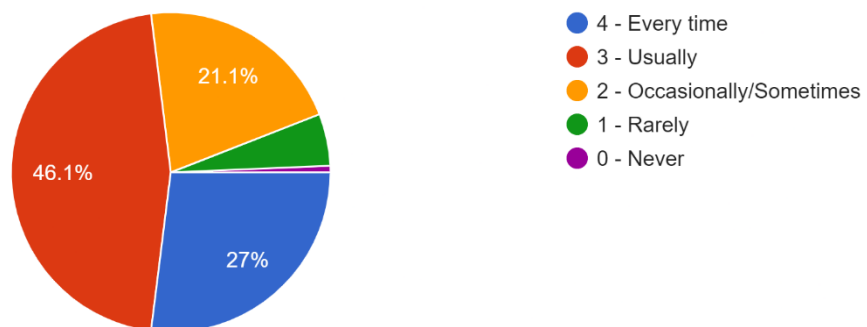
### Fairness of the internal evaluation process by the teachers.

152 responses



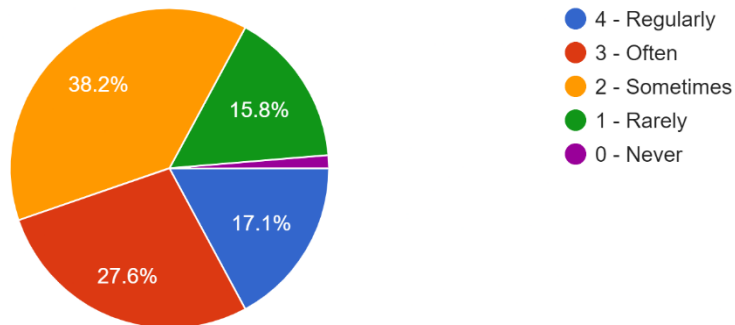
### Was your performance in assignments discussed with you?

152 responses



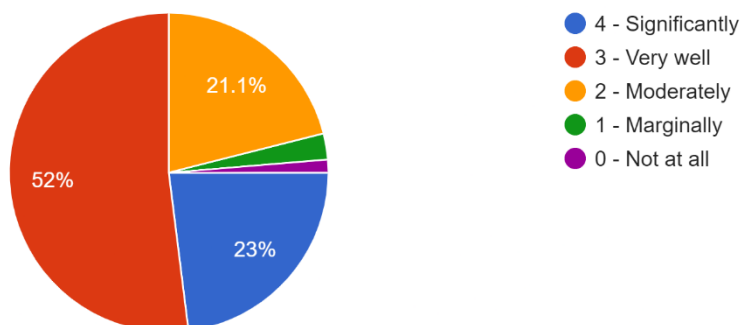
The institute takes active interest in promoting internship, student exchange, field visit opportunities for students.

152 responses



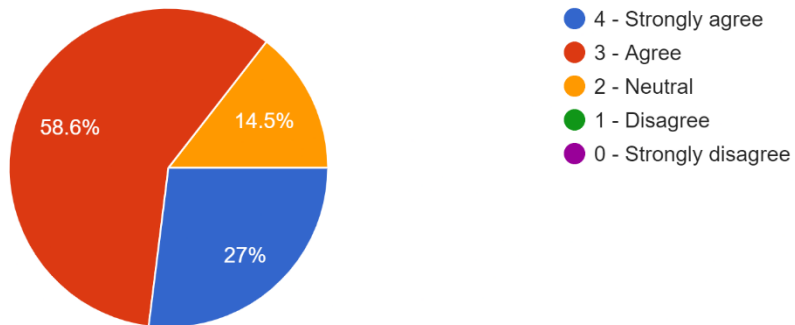
The teaching and mentoring process in your institution facilitates you in cognitive, social and emotional growth.

152 responses



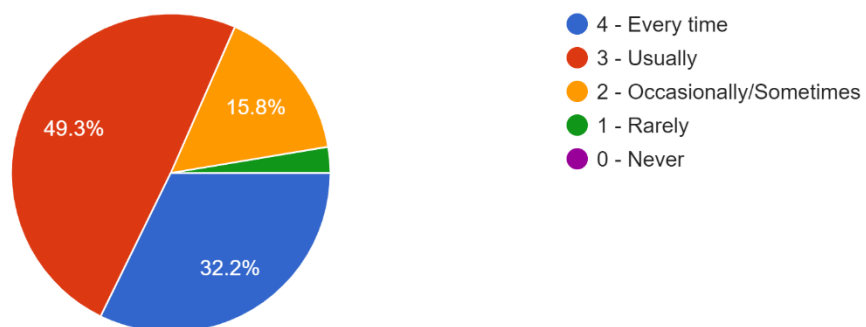
The institution provides multiple opportunities to learn and grow.

152 responses



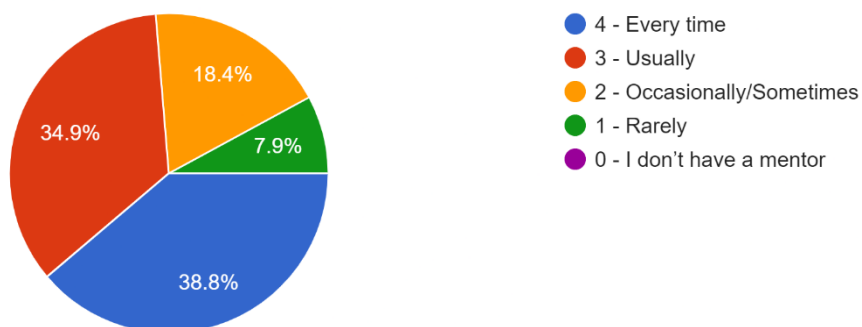
Teachers inform you about your expected competencies, course outcomes and programme outcomes.

152 responses



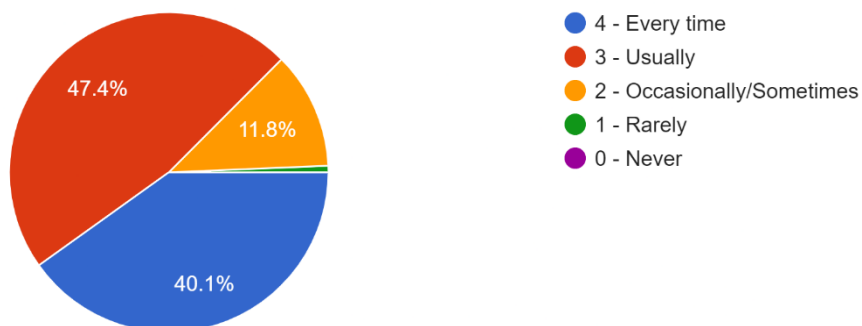
Your mentor does a necessary follow-up with an assigned task to you.

152 responses



The teachers illustrate the concepts through examples and applications.

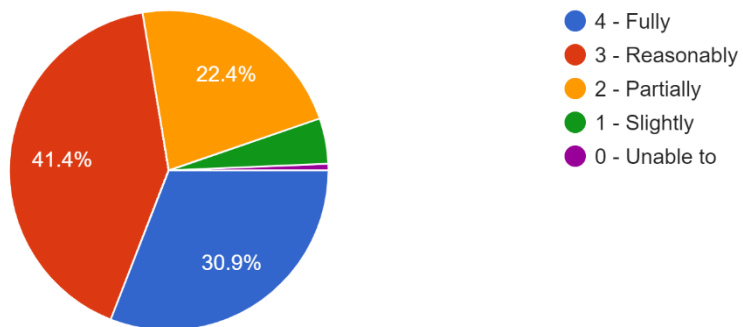
152 responses





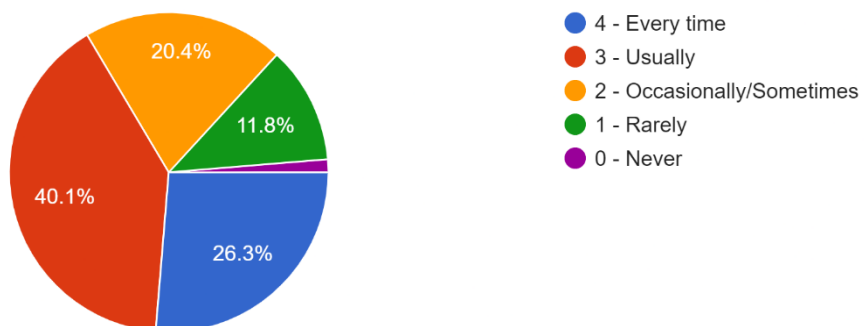
The teachers identify your strengths and encourage you with providing right level of challenges.

152 responses



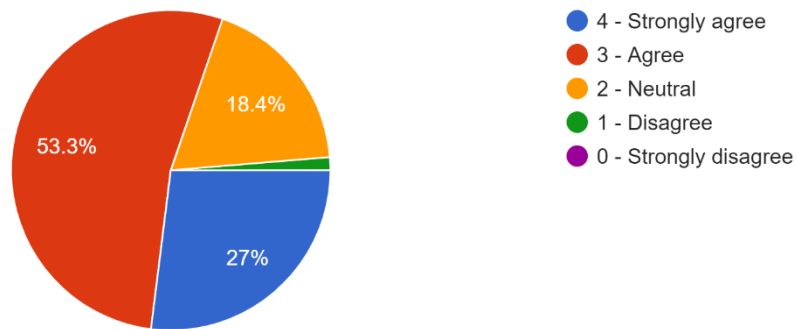
Teachers are able to identify your weaknesses and help you to overcome them.

152 responses



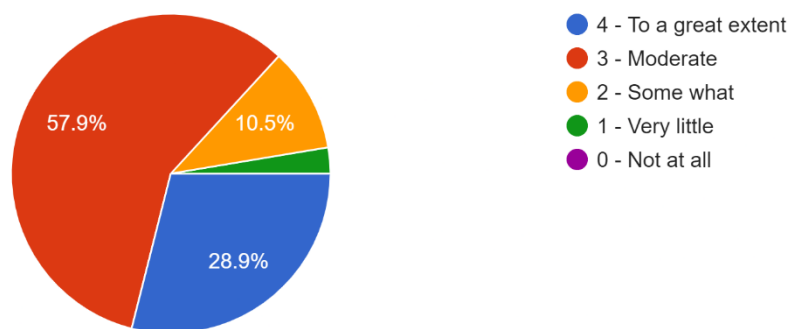
The institution makes effort to engage students in the monitoring, review and continuous quality improvement of the teaching learning process.

152 responses



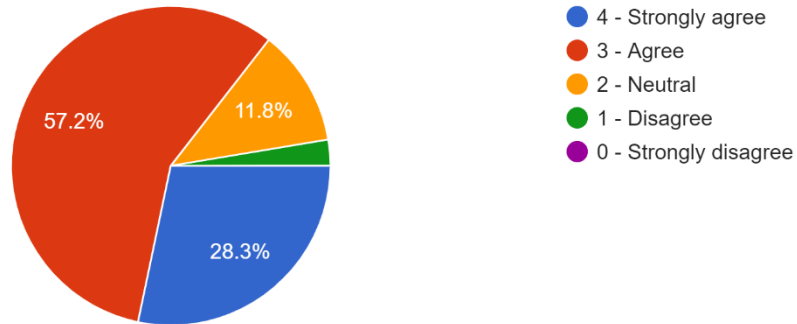
The institute/ teachers use student centric methods, such as experiential learning, participative learning and problem solving methodologies for enhancing learning experiences.

152 responses



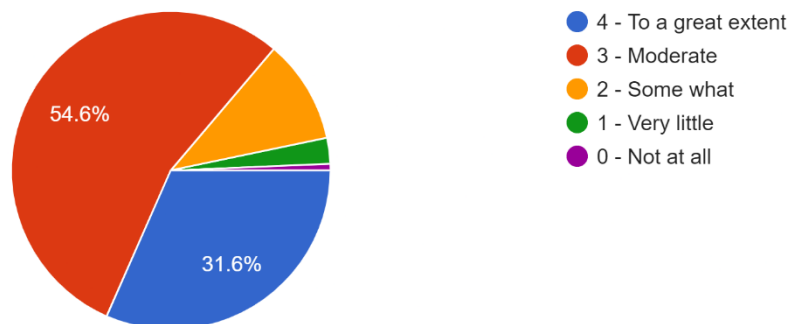
Teachers encourage you to participate in extracurricular activities.

152 responses



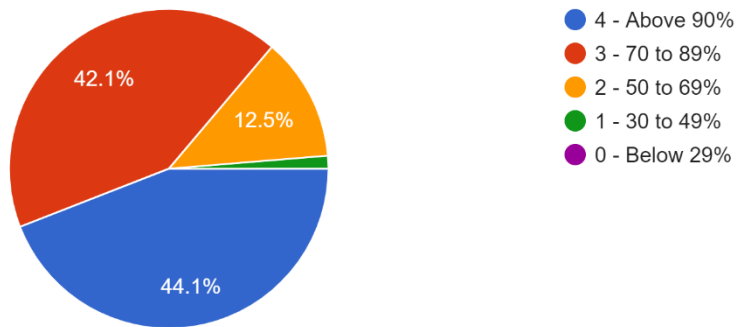
Efforts are made by the institute/ teachers to inculcate soft skills, life skills and employability skills to make you ready for the world of work.

152 responses



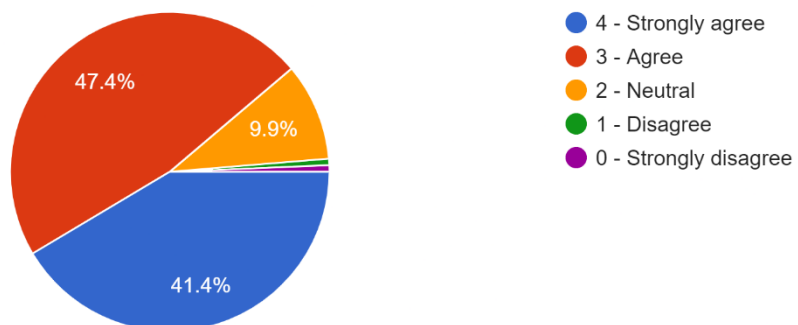
What percentage of teachers use ICT tools such as LCD projector, Multimedia, etc. while teaching.

152 responses



The overall quality of teaching-learning process in your institute is very good.

152 responses



## STUDENTS' SUGESSTIONS

1. Teachers' motivation to students. More interaction with teacher and students.
2. i. More communication with students. ii. More simplified lectures. iii. More revision for lesson.
3. i. Giving the students more daily test. ii) Telling the students the portion ahead, not only a week before their internal test.
4. Any example in every explanation, Let them translate in our mother tongue
5. Giving home assignment daily
6. Some lectures are not loud enough and a bit fast
7. Encourage cooperative learning, communicate with colleagues
- 8 i.More field trips ii. For clubs to be more active iii. More books in the library
9. Teachers should provide more materials
10. In some subjects, explanations are not properly given which can be improved in the coming session. Mostly, teachers are good and sincere in their duties.
11. As there are lot of students in 1st and 2nd year, not every student can hear the teacher clearly, if there can be like microphone or something like that I think it would be a great help
12. The teacher works really hard to the point where sometimes i feel bad for not doing well
13. To give informations to students properly
14. To have more field visit
15. To have more practicals
16. One more college bus
17. Teaching is overall good; I suggest we need more functions and let students participate in certain programs in order to show their talent and refresh their minds as well as excites them in learning more.
18. Hope teachers are more strict during CAT and exams. I would like to suggest strict seat arrangement in exam and internal test.
19. Too many lessons should not be taught in one class, test must be conduct at least once a week
20. More outings to motivate the children, practically teaching students could learn more easily.
21. Always using projector is not too good for student. Sometime teaching with native language is good for student .explanation with real material help student to understand better.
22. More copies of teacher's suggested books. Curtains in every class so that even the back benchers can see the board or projector
- 23 Need to Enhance to use of Mizo language explanation. ii. Ask more questions about our syllabus during period. iii. Enhancing the class test or surprise test for improvement in our exams
24. i. More practical class ii. More assignment not only for internal mark but also for fun like, that the assignment will not be check but for the student who want to try it) iii.to make a more break to refresh our mind

25. i. Course can be more research oriented.    ii. New technology monthly updates can be given.    iii. Kindly give more project and real time problem to solve.
26. Free class required sometimes, more books for library and more co-curricular activities
27. Use better graphic and visual media to engage student well, try to reach every student and ask for their doubt, make teaching a two-way interaction
28. i. Teacher are expected to use more ICT tools ii. Cocurricular activities should be reduced iii. Teachings in classroom must be in Mizo to get better understanding
29. Practical/ Projector explanation. 2) More Field Trip and Career Guidance
30. Improve syllabus upto par with Present/Standard Technology.

## ANALYSIS OF STUDENTS' SATISFACTORY SURVEY 2021 – 2022

1. Ratings are expressed as per the following scale of satisfaction:

5 - Extremely Satisfied; 4 – Satisfied; 3 – Neutral; 2 – Dissatisfied; 1 - Extremely Dissatisfied

2. Total Number of respondents – 152

| Criteria | 5                 |                | 4                 |                | 3                 |                | 2                 |                | 1                 |                | Mean*       |
|----------|-------------------|----------------|-------------------|----------------|-------------------|----------------|-------------------|----------------|-------------------|----------------|-------------|
|          | No. of respondent | Percentage (%) | No. of respondent | Percentage (%) | No. of respondent | Percentage (%) | No. of respondent | Percentage (%) | No. of respondent | Percentage (%) |             |
| A        | 105               | 69.1           | 40                | 26.3           | 5                 | 3.3            | 2                 | 1.3            | 0                 | 0              | 4.63        |
| B        | 56                | 36.8           | 92                | 60.5           | 4                 | 2.6            | 0                 | 0              | 0                 | 0              | 4.34        |
| C        | 91                | 59.9           | 48                | 31.6           | 11                | 7.2            | 1                 | 0.7            | 1                 | 0.7            | 4.49        |
| D        | 39                | 25.7           | 77                | 50.7           | 30                | 19.7           | 5                 | 3.3            | 1                 | 0.7            | 3.97        |
| E        | 94                | 61.8           | 50                | 32.9           | 7                 | 4.6            | 1                 | 0.7            | 0                 | 0              | 4.55        |
| F        | 41                | 27             | 70                | 46.1           | 32                | 21.1           | 8                 | 5.3            | 1                 | 0.7            | 3.93        |
| G        | 26                | 17.1           | 42                | 27.6           | 58                | 38.2           | 24                | 15.8           | 2                 | 1.3            | 3.43        |
| H        | 35                | 23             | 79                | 52             | 32                | 21.1           | 4                 | 2.6            | 2                 | 1.3            | 3.93        |
| I        | 41                | 27             | 89                | 58.6           | 22                | 14.5           | 0                 | 0              | 0                 | 0              | 4.13        |
| J        | 49                | 32.2           | 75                | 49.3           | 24                | 15.8           | 4                 | 2.6            | 0                 | 0              | 4.11        |
| K        | 59                | 38.8           | 53                | 34.9           | 28                | 18.4           | 12                | 7.9            | 0                 | 0              | 4.05        |
| L        | 61                | 40.1           | 72                | 47.4           | 18                | 11.8           | 1                 | 0.7            | 0                 | 0              | 4.27        |
| M        | 47                | 30.9           | 63                | 41.4           | 34                | 22.4           | 7                 | 4.7            | 1                 | 0.7            | 3.97        |
| N        | 40                | 26.3           | 61                | 40.1           | 31                | 20.4           | 18                | 11.8           | 2                 | 1.3            | 3.78        |
| O        | 41                | 27             | 81                | 53.3           | 28                | 18.4           | 2                 | 1.3            | 0                 | 0              | 4.06        |
| P        | 44                | 28.9           | 88                | 57.9           | 16                | 10.5           | 4                 | 2.6            | 0                 | 0              | 4.13        |
| Q        | 43                | 28.3           | 87                | 57.2           | 18                | 11.8           | 4                 | 2.6            | 0                 | 0              | 4.11        |
| R        | 48                | 31.6           | 83                | 54.6           | 16                | 10.5           | 4                 | 2.6            | 1                 | 0.7            | 4.14        |
| S        | 67                | 44.1           | 64                | 42.1           | 19                | 12.5           | 2                 | 1.3            | 0                 | 0              | 4.29        |
| T        | 63                | 41.1           | 72                | 47.4           | 15                | 9.9            | 1                 | 0.7            | 1                 | 0.7            | 4.28        |
| Total    | 1090              | 716.7          | 1386              | 911.9          | 448               | 294.7          | 104               | 68.5           | 12                | 8.1            | 82.59       |
| Average  | 54.5              | 35.835         | 69.3              | 45.595         | 22.4              | 14.735         | 5.2               | 3.425          | 0.6               | 0.405          | <b>4.13</b> |

\* - Calculated using IBM SPSS Statistics 25.

Thus, the overall Mean of **4.13** within the scale of satisfactory (1 – 5) indicates the satisfactory level of the respondents on the various Criteria laid down.

## TABLE OF CRITERION INDICATOR

|   |   |
|---|---|
| A | How much of the syllabus was covered in the class?  |
| B | How well did the teachers prepare for the classes?  |
| C | How well were the teachers able to communicate?   |
| D | The teacher's approach to teaching can best be described as   |
| E | Fairness of the internal evaluation process by the teachers   |
| F | Was your performance in assignments discussed with you?   |
| G | The institute takes active interest in promoting internship, student exchange, field visit opportunities for students   |
| H | The function of the mentoring system in your institute can be termed as   |
| I | The institution provides multiple opportunities to learn and grow   |
| J | Teachers inform you about your expected competencies, course outcomes and programme outcomes  |
| K | Your mentor does a necessary follow-up with an assigned task to you   |
| L | The teachers illustrate the concepts through examples and applications  |
| M | The teachers identify your strengths and encourage you with providing right level of challenges   |
| N | Teachers are able to identify your weaknesses and help you to overcome them   |
| O | The institution makes effort to engage students in the monitoring, review and continuous quality improvement of the teaching learning process                                   |
| P | The institute/ teachers use student centric methods, such as experiential learning, participative learning and problem-solving methodologies for enhancing learning experiences |
| Q | Teachers encourage you to participate in extracurricular activities   |
| R | Efforts are made by the institute/ teachers to inculcate soft skills, life skills and employability skills to make you ready for the world of work                              |
| S | What percentage of teachers use ICT tools such as LCD projector, Multimedia, etc. while teaching?   |
| T | The overall quality of teaching-learning process in your institute is very good   |